

epoxy resin is a two-part system consisting of a resin and a hardener. When mixed together, they undergo a chemical reaction that creates a strong, durable bond. This makes epoxy an ideal choice for a wide range of applications, from floor coatings to structural repairs.

epoxy resin is used in a variety of applications, including:

- [epoxy resin floor coatings](#)
- [epoxy resin adhesives](#)
- [epoxy resin grout](#)
- [epoxy resin sealers](#)
- [epoxy resin repair](#)
- [epoxy resin countertops](#)
- [epoxy resin art](#)
- [epoxy resin composites](#)
- [epoxy resin coatings](#)
- [epoxy resin encapsulation](#)
- [epoxy resin bonding](#)
- [epoxy resin repair](#)
- [epoxy resin sealers](#)
- [epoxy resin art](#)
- [epoxy resin composites](#)
- [epoxy resin coatings](#)
- [epoxy resin encapsulation](#)
- [epoxy resin bonding](#)



epoxy resin is a two-part system consisting of a resin and a hardener. When mixed together, they undergo a chemical reaction that creates a strong, durable bond. This makes epoxy an ideal choice for a wide range of applications, from floor coatings to structural repairs.

Gray 1#

Gray 2#

Gray 3#

Gray 4#

Gray 5#

Gray 6#

Gray 7#

Gray 8#

Gray 9#

Cement Gray

Dull Gray

Silver Gray

Metal Gray

Luxury Silver

Glacier White

Calaeatta

Pearl Gold

Slate Gray

Terra Brown

Greyish Green

Yellow Gray

Soft Khaki

Yellowish Brown

Olive Brown

Brownness

Dark Brown

Reddish Brown

Rock Bslack



□□□□ □□□□ □□ □□□□□□ □□□□□□ □□□□□□ □□□□□



□□□□□□□□ □□□□□□ □□□□□□□□



01

Clean the tiles and keep it dry



02

Polish with tile wax except the glazed tile



03

Open & Watch, both sides can extruded meanwhile



04

Screw on the nozzle, put on the grout gun



05

Inclined cut the top of the nozzle in 45°



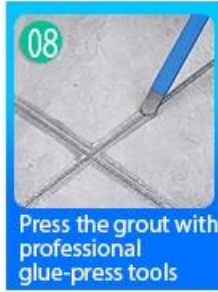
06

Squeeze out 60-80cm long grout in the forepart



07

Evenly squeeze out the tile agent along the gap



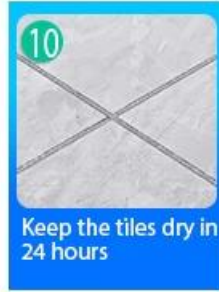
08

Press the grout with professional glue-press tools



09

Don't touch in 4-5 hours and remove excess grout then.



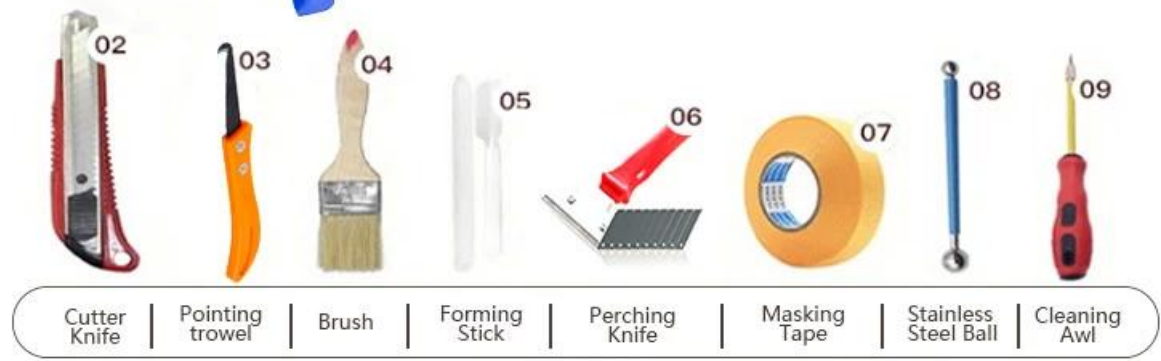
10

Keep the tiles dry in 24 hours

□□□□□□□□ □□□□□□-□□□□ □□□ □□□□



Two Component Caulking Gun



Cutter Knife | Pointing trowel | Brush | Forming Stick | Perching Knife | Masking Tape | Stainless Steel Ball | Cleaning Awl

□□□□ □□



□□□□□□ □□□□□□



Creaming Machine Line



Testing Machine



Batching Production Line



Cooling Filling



Filling Machine Line



Film-coated Machine



Real Material Stock



Stock

□□□□□□□□□□

