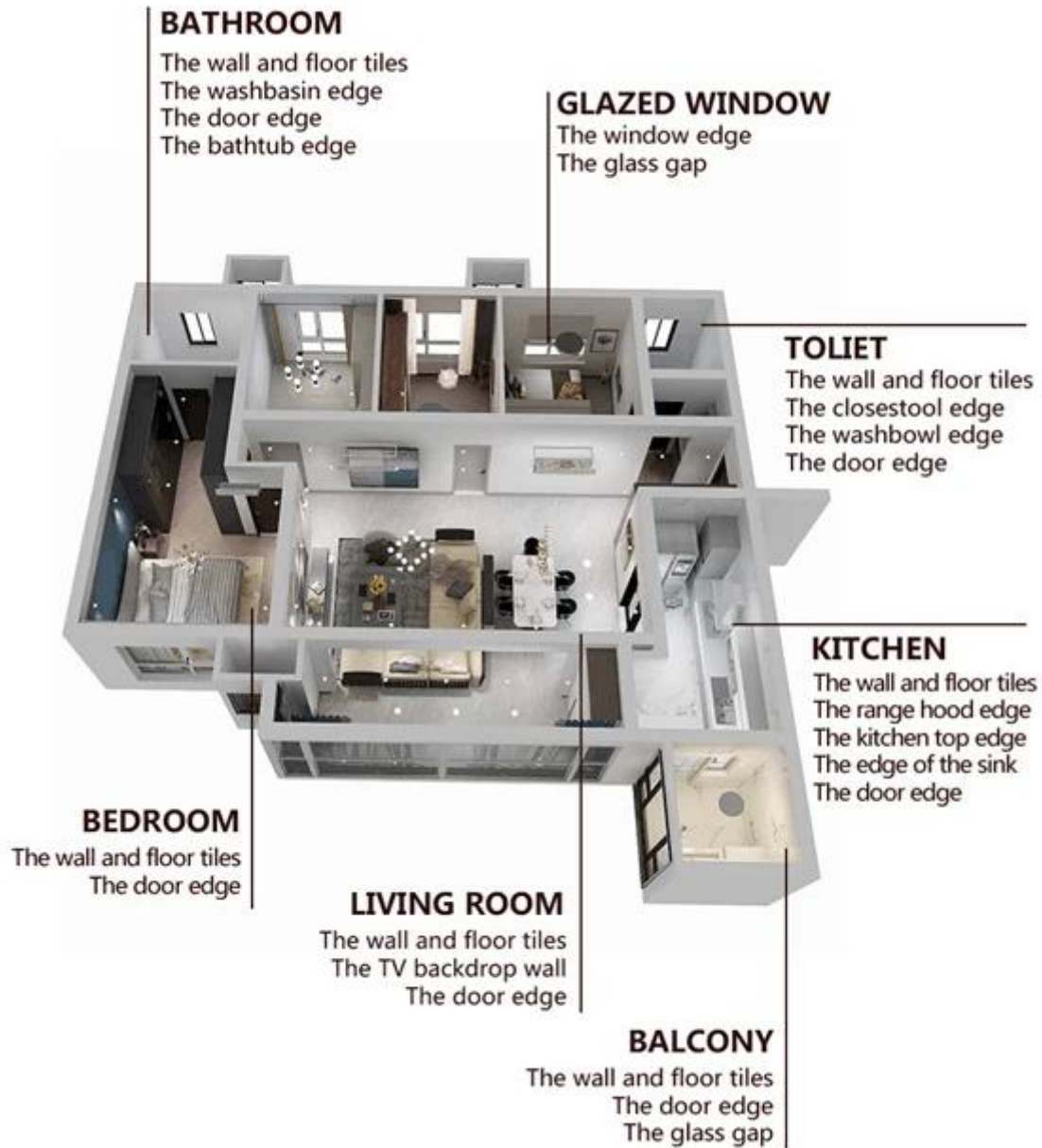






□□□□□□ □□□□ □□ □□□□□□ □□□□□□ □□□□



□□□□□□□□ □□□□□□ □□□□□□□□



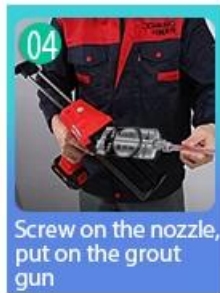
Clean the tiles and keep it dry



Polish with tile wax except the glazed tile



Open & Watch, both sides can extruded meanwhile



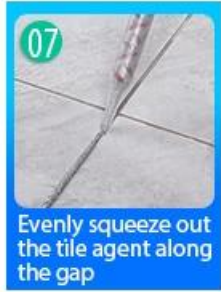
Screw on the nozzle, put on the grout gun



Inclined cut the top of the nozzle in 45°



Squeeze out 60-80cm long grout in the forepart



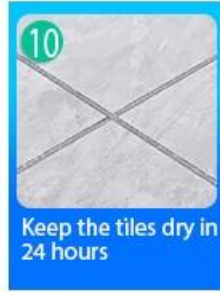
Evenly squeeze out the tile agent along the gap



Press the grout with professional glue-press tools



Don't touch in 4-5 hours and remove excess grout then.



Keep the tiles dry in 24 hours

□□□□□ □□□□□□□ □□□□ □□□□ □□□□□



Two Component Caulking Gun



Cutter Knife

Pointing trowel

Brush

Forming Stick

Perching Knife

Masking Tape

Stainless Steel Ball

Cleaning Awl

□□□□ □□ □□□□□





XXXXXXXXXX XXXXXXXX



XXXXXXXXXX XXXXXXXX



XXXXXXXXXX XXXXXXXX




XXXXXXXXXX XXXXXXXX



XXXXXXXXXX XXXXXXXX



XXXXXXXXXX XXXXXXXX



XXXXXXXXXX XXXXXXXX



XXXXXXXXXX XXXXXXXX

XXXXXXXXXX XXXXXXXX

