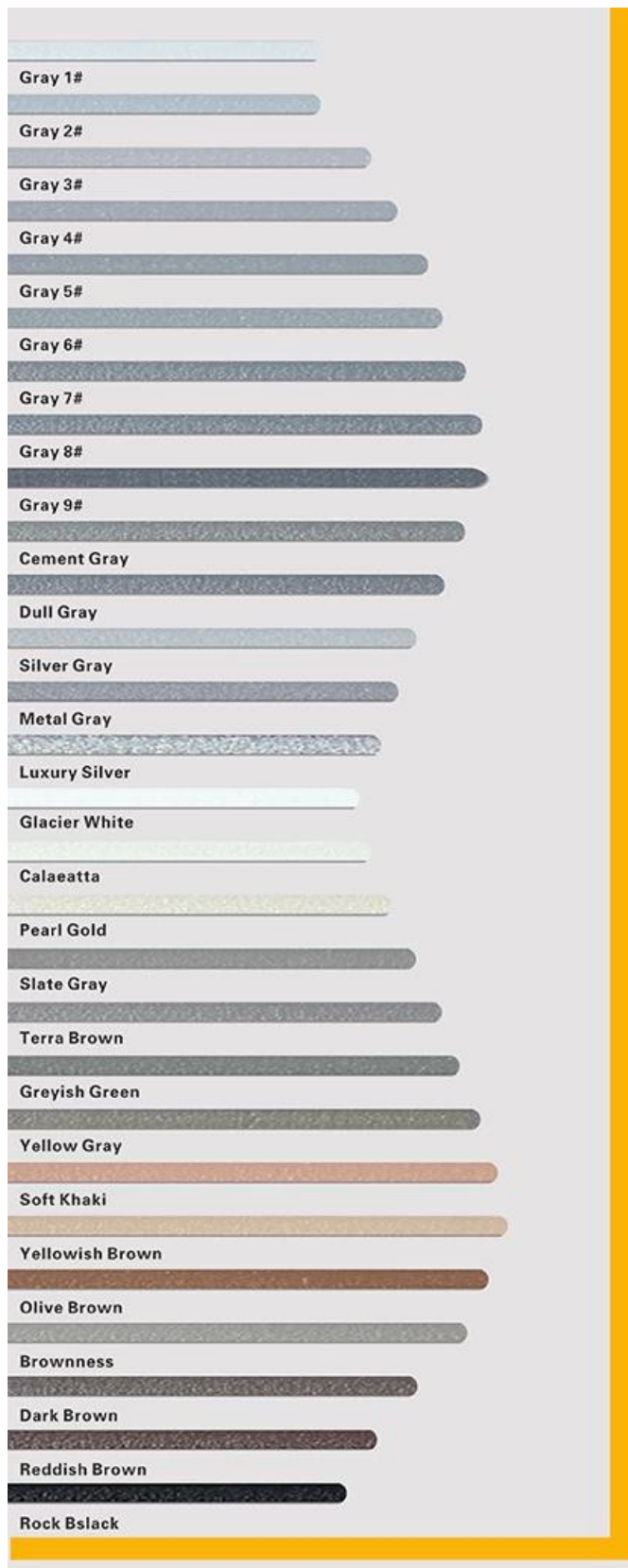


The product of [China epoxy gap filler manufacturer](#) can be better used in the joints of ceramic tile, stone, glass, mosaic tile on the wall or floor in bathroom, kitchen, bedroom and so on. It is a preference product in family decoration, adding negative oxygen ion to purify air. Australia joint research and development products to make the better performance, and through the Chinese Academy of Sciences strategic quality control guidance, to make products quality stable. Welcome to contact us- [China ceramic tile seam supplier](#) cooperation.



Varieties of colors for your choice. Also provide custom colors.



Provide Whole Room Gap Solution



Brief Construction Process



01

Clean the tiles and keep it dry



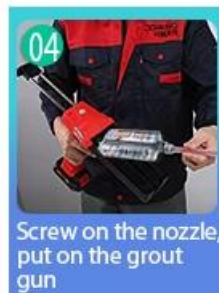
02

Polish with tile wax except the glazed tile



03

Open & Watch, both sides can extruded meanwhile



04

Screw on the nozzle, put on the grout gun



05

Inclined cut the top of the nozzle in 45°



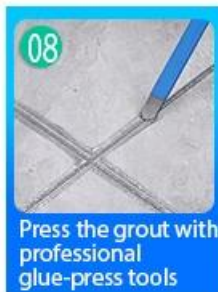
06

Squeeze out 60-80cm long grout in the forefront



07

Evenly squeeze out the tile agent along the gap



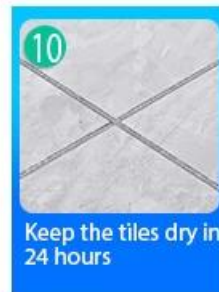
08

Press the grout with professional glue-press tools



09

Don't touch in 4-5 hours and remove excess grout then.



10

Keep the tiles dry in 24 hours

Professional Joint-Pressing Tool



Cutter Knife



Pointing trowel



Brush



Rainbow Scraper



Stirring Knife

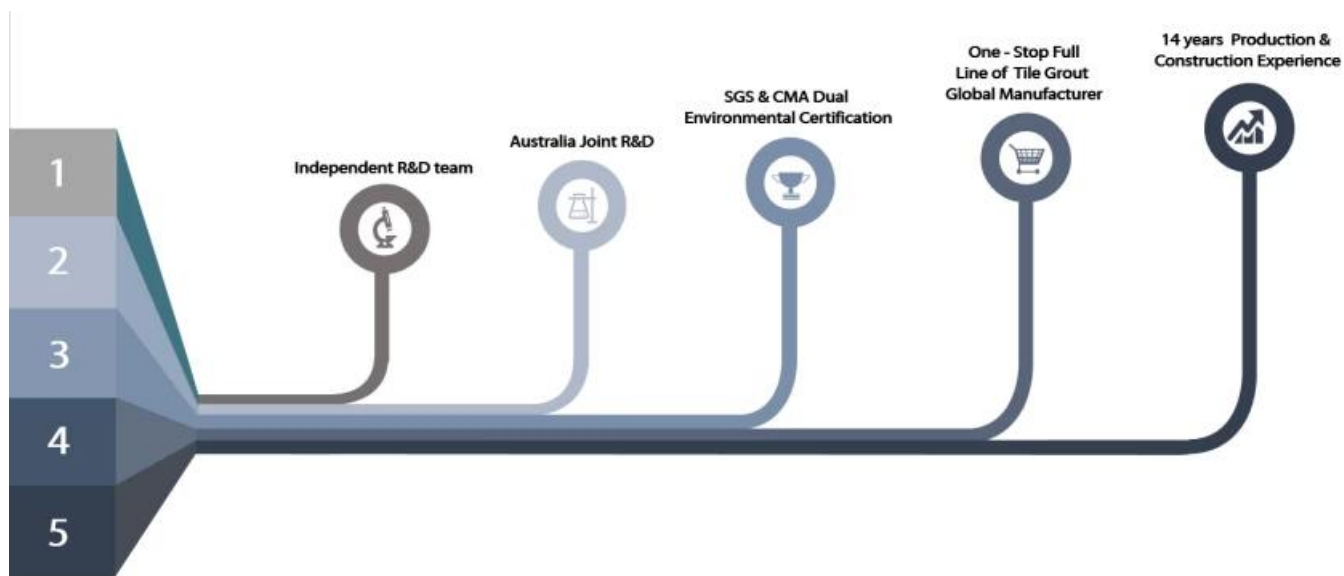


The sponge



Scouring Pad

Company Advantage



Factory Overview



Creaming Machine Line



Testing Machine



Batching Production Line



Cooling Filling



Filling Machine Line



Film-coated Machine



Real Material Stock



Stock

Certification

